



TXC Corporation Investor Conference September, 2024

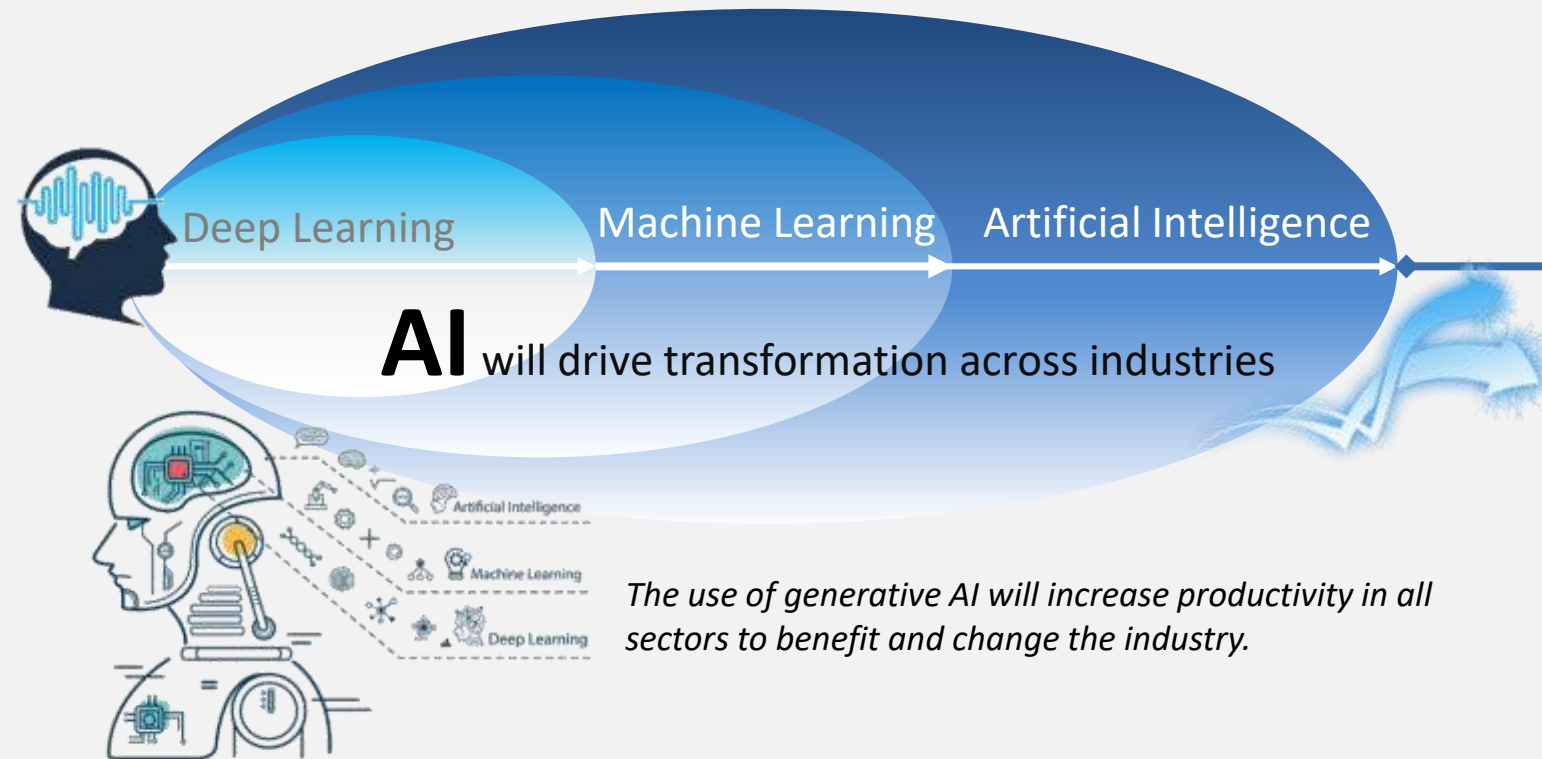
Disclaimer

- Except for statements in respect of historical matters, the statements in this release are forward-looking statements. Such forward-looking statements involve known and unknown risks, uncertainties and other factors which may cause the actual performance, financial condition or results of operations of TXC to be materially different from what may be implied by such forward-looking statements.
- The financial forecasts and forward-looking statements in the release reflect the current belief of TXC as of the date of this release and TXC undertakes no obligation to update these forecasts and forward-looking statements for events or circumstances that occur subsequent to such date.
- The statements in respect of historical matters may contain unaudited information, which may have certain deficiency or weakness so as not to fairly present financial condition or the results of operations of TXC.

Fundamental of Artificial Intelligence

Data-Collecting, Inferencing, Training, Processing, and Communication

Diverged Purpose & Functions of AI, such as **Generative AI**, **Machine Learning**, and **Neural Language** play a very key role in future technology



Collecting (Data Input & Processing)

End Devices Increase by Sensing



- Data Collection
- Preprocessing
- Prediction & Prevention

Training & Learning

AI – based Data Infrastructure



- Model Selection
- Training
- Validation and Testing

Inferencing & Communication

Adaptive AI Everywhere



- Continuous Learning
- Feedback Loops

Leading Timing Industry Moving Forward

Evolved Sensing, Computing, & Communication Technology with AI-Powered Ecosystem



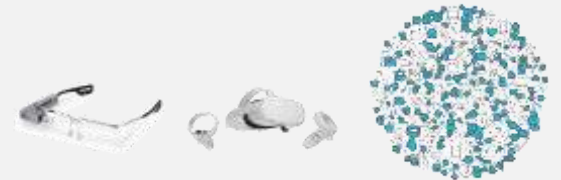
Innovative Leadership
in High Growth Rate Market
Segments. (8~10+% R&D Investment)



Precise Timing Solution
For Telecommunication & Data
Computing



Higher Frequency & Miniature
For Communications
Optimization



Focus ON, Key Growth Segments

AI-Powered Ecosystem outcomes enormous opportunities

Revolutionized Technology To Accelerate and Enhance the AI-Powered Ecosystem

5G-A



AI-Powered



Automotive



- ✓ From 5G to 5G-Advanced
- ✓ Upgrade on Communication Network

- ✓ Upgrade on Fundamental Infra
- ✓ Boost Network Efficiency

- ✓ Electrification on the way
- ✓ Autonomous Driving Vehicle

Key Growth Factors Behind AI-Powered Ecosystem

Define Our Targets By Focus Segments and Identify The Challenge We shall Overcome by all means as *ONE TEAM*

Compute

High Density Computation

By Gathering Massive Data via process in various training model to give prompt response by intelligence inferencing.



Synchronize

Ultra Low Network Latency

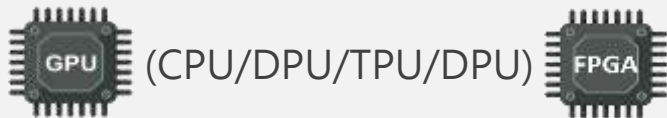
Consistency and Accuracy for Real-Time Processing with more efficient resources Utilization.



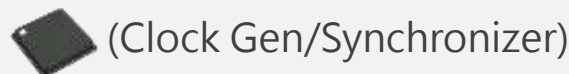
Communicate

Seamless Data Transmission

By Ensuring that data bandwidth, transfer speeds, and memory do not limit the potential of AI is leading hyper-scalers to pour billions into data centers.




IEEE 1588 PTP
SyncE (Protocol)
TSN



(Smart NIC)

NVLink™



SerDes



(Optical DSP)



Key Ecosystem Segments Powered & Stack By AI

A system allow proliferative apps to provide assistance on multiple cases with AI-Powered applications. Industries will be revolutionized by multiple scenarios cases embedded with GAI-Powered contents.

AI-Powered Infrastructure



CAGR : 20.12% (from 2024 to 2029)



AI-Boosted Communications

Innovative Technologies Acceleration



- Wide Area : 5G, 5G-RedCap, NTN
- Local Area : Wi-Fi / BT / UWB / LoPWAN
- Ethernet / SerDes / Optical Network



Edge Compute Devices




Device set : 29.7 billion (2028)

AI Drives Higher Performance in Data Infrastructure

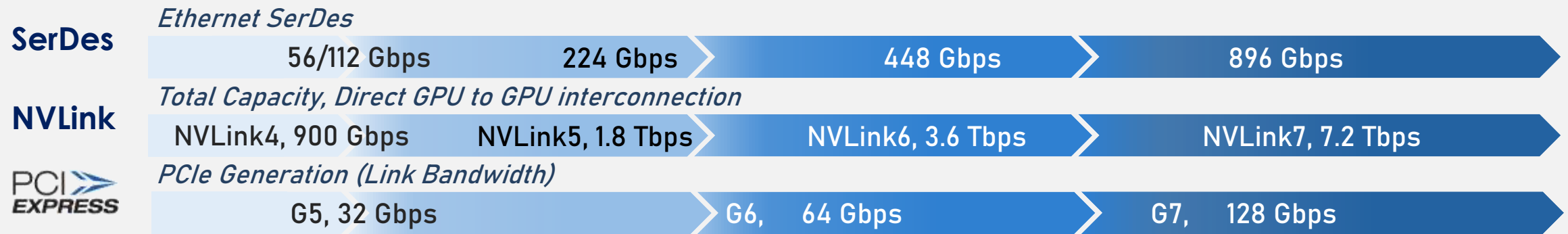
Data bandwidth in speedy network with ultra low latency with limitless potential for hyper-scaling data network



Equipment & Devices Transmission Capacity



Transmission Protocols



Fundamental Outlook of AI Infrastructure

What we care is Not Only About AI-Server, it's about the whole overview of "How data been training and inferencing!"



Key Applications Opportunities from AI Infrastructure

Compute Tray **x18**
Computing Baseboard + Interposer

A/ML **x16~32**
Accelerator Card

Switch Tray **x9**

(Support 8x NC maximum per tray)
(14.4TB/s support 16 Port w/400G)

SmartNC **x72**

◀For Network Data Security / Distribute▶

Timing Product Key Trends

- ✓ Usage
- ✓ Product Matrix Diversified
- ✓ Product ASP +



Advanced Oscillator Family

- ✓ Higher Frequency (~312.5MHz)
- ✓ Miniature (~2.0x1.6mm)
- ✓ Ultra-Low Jitter (~50fs)



Precise Oscillator Family

- ✓ Higher Frequency (~156.25MHz)
- ✓ Ultra-Stability (~+/-10~150ppb)
- ✓ Anti-Air Flow Scenario

Fundamental Outlook of AI Infrastructure

The concept of Network Architecture can be referred to data center, enterprise, and carrier network deployment business.

Intelligent Network



Key Applications Opportunities from AI Infrastructure

Optical Module



(Maximum 64 port for 51.2T Switch)

ToR/Leaf Switch



(PCIe Gen5 / 112G SerDes Support)

General-Purposed
(Required Sets determined by Network deployment)

Security Firewall

(PCIe Gen5 / 112G SerDes Support)

★ (Low Latency / PTP optional) ★

Spine Switches



★ (PTP/IEEE1588) ★

Timing Product Key Trends

- ✓ Product Matrix Diversified
- ✓ Product ASP +



Advanced Oscillator Family

- ✓ Higher Frequency (~625MHz)
- ✓ Miniature (~2.0x1.6mm)
- ✓ Ultra-Low Jitter (~30fs)
- ✓ Tighter Stability (+/-20ppm)



Precise Oscillator Family

- ✓ Ultra-Stability (~+/-10~150ppb)
- ✓ Extended Holdover (~24 hrs)

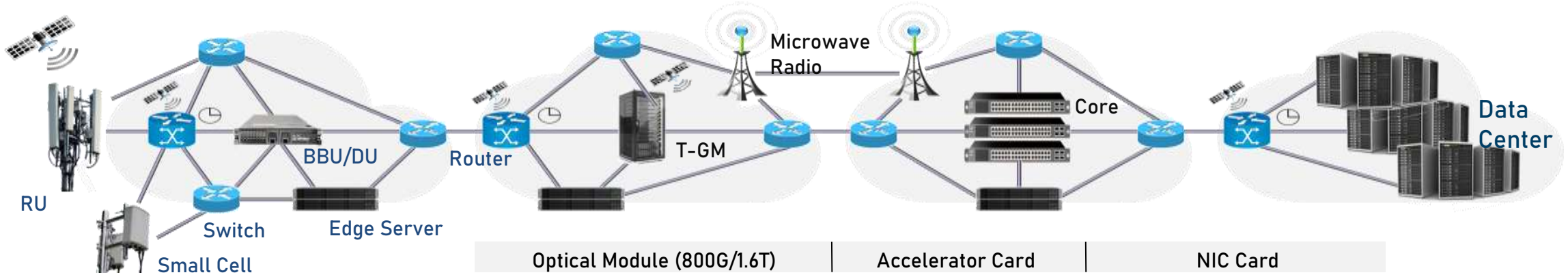
Revolutionize 5G-A RAN with Innovation

Expand Business by AI-Enhanced Driven **Advanced Oscillators Product Family**

AI-RAN

Core / Optical Network

Datacenter



Power Saving & Bandwidth Efficiency



**Transport Network
(Extended 8-24 Hrs Holdover)**



Computation Enhancement



Extreme Weather at Radio



Network Enhancement



Synchronize in datacenter

Making Every Synchronization Better

Precise Oscillator for Seamless Data transmission with Real-time compensation

ThermSym Platform™



ThermSymEros

Industry smallest OCXO 5x3mm


ThermSymHecules

Industry Highest Ta up-to 105C

ThermSymChronos

Holdover 4~6 hours in 9x7mm

★New Precise Product Solution★ Xterniti Platform™ AI-Powered OCXO



Xterniti

- Resonator temperature output
- Hysteresis Compensation
- Stratum 3 performs like stratum 2
- 24 hours < 1μs in constant Ta
- 8~24 hours < 1μs in dynamic Ta



AI-ON Devices

AI-On Device By Connectivity & Computation

Optimized Solution Matrix

Hybrid Connectivity + AI On Devices will drive multiple mobile use cases at Edge side for end users



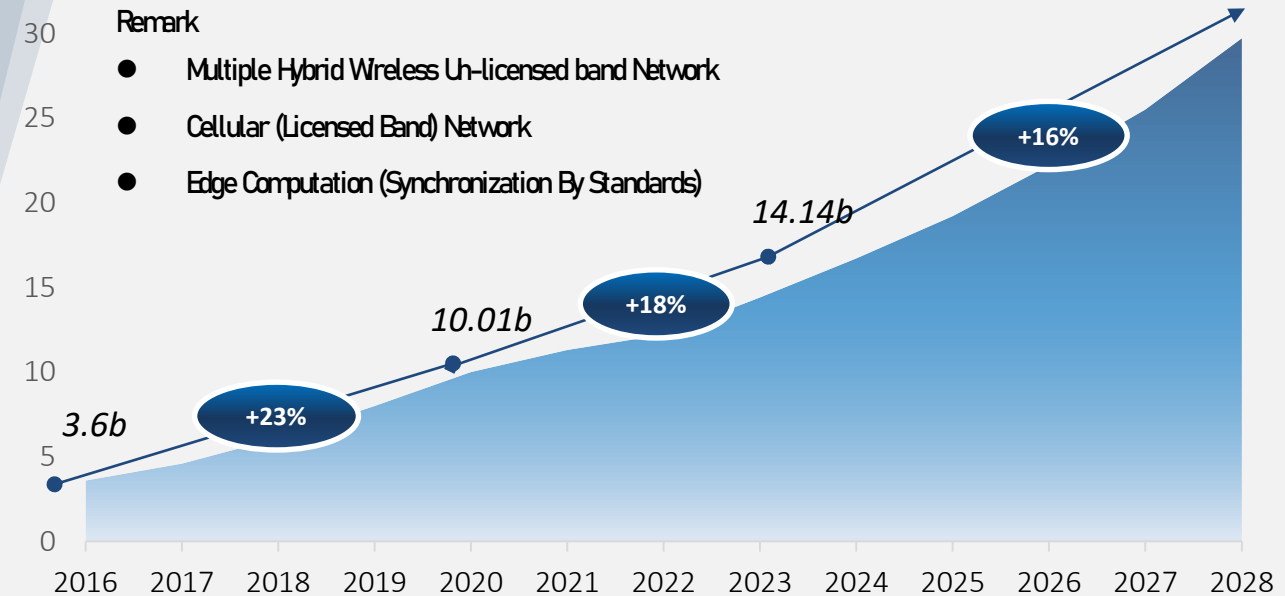
- ✓ New Generation Technology Adoption
- ✓ Usage+
- ✓ Product Matrix Diversified (Miniature + Higher Frequency)

Global IoT Connected Devices Market Trends By Technologies

| Connectivity Type | CAGR (23 ~ 28) | Major Technologies |
|---------------------------------|----------------|---------------------------------------|
| ★ WPAN (P: Personal) | 16% | Bluetooth, Zigbee, Thread, UWB |
| ★ WLAN (L: Local) | 16% | WiFi, Bluetooth |
| Cellular IoT (exclude 5G, LPWA) | 8% | Lte |
| ★ LPWAN (LP: Low Power) | 27% | LoRa, NB-IoT, LTE-M, Sigfox, Sub-1GHz |
| ★ Cellular 5G IoT | 87% | 5G, 5G Redcap |
| Wired IoT | 10% | Ethernet, Fibers, PLC... |
| WNAN (N: Neighbor) | 8% | Wi-SUN |

Number of Global active IoT installed connections in Billions Unit

Unit : Billions



- Remark
- Multiple Hybrid Wireless Un-licensed band Network
 - Cellular (Licensed Band) Network
 - Edge Computation (Synchronization By Standards)

Source: IoT Analytics

Automotive Blueprint Strategy

~25% of Total Sales

Key Growth Drivers By Applications & Scenarios

- Advancements in Autonomous Driving Technologies
- Connectivity and Infotainment System Upgrade
- Innovation in Vehicle-to-Everything

Automotive



Expanding Automotive Ecosystem Growth Applications

★ Autonomous Driving



Smart Cockpit ★



Safety & Motion

Body Control

Key Target Applications & Products

- ↑ Key ADAS components for Autonomous Driving (Radar / Camera / HPC)
 *Standard Oscillators & High Frequency Advanced Oscillator*
- ↑ Key Users Experience Enhancement (Fusion of Cockpit, Cluster, & Infotainment)
 *High Frequency Crystal & TSX <Telematics + Connectivity>*
- ↑ Vehicle Electrification of Applications Giants (Global Tier 1)

Building Blueprints for Sustainable Growth

Comprehensive Automotive Ecosystem to Define Key Tier 1 to Boost up Our Revenue

2020 - NOW

NEAR TERM (2025 - 2027)

MID TERM (2027 - 2030~)

Review , Plan, & Execution of Blueprint

- Key Growth from Electric Vehicle Players
- Key Accounts Penetration
- Increase Market Allocation



Expanding of Blueprint

- Deployment of regional automotive customers
- Exploration of Tier 1 Suppliers for Automotive Brands
- Expand end customers by application
- IDH's reference design and promotion of end customers

15%

2023 Market Share

Source: QYR Research Jul. 2024





Timing Industry Leader

Market Share

20%+

Comprehensive AI-Powered Ecosystem Blueprint Strategy



Expanding Key Business Segments

Double % Growth of Total Sales

- Advanced/Precise Oscillator Family
- Telecom/Datacom for IDH & Tier1

25%+ Growth of Total Sales

- High Freq/Advanced Oscillator Family/Crystal/TSX
- ADAS/Smart Cockpit/EV for Tier1

2023 Corporate Snapshot

Highlights

Key Market Segments

5G-A, Automotive, AI-Powered Comprehensive Ecosystem

Optimized Product Portfolio

Miniature / Higher Frequency / Tighter Stability / Low Phase Noise / Low Power Consumption

New Production Facilities

Initiate Oversea Facility Plan

Sales Revenue (USD\$)

\$350_M

Automotive

16%▲

Miniature Product(%)

44%▲

Qty shipped (pcs)

3.5_B

Mobile Communication

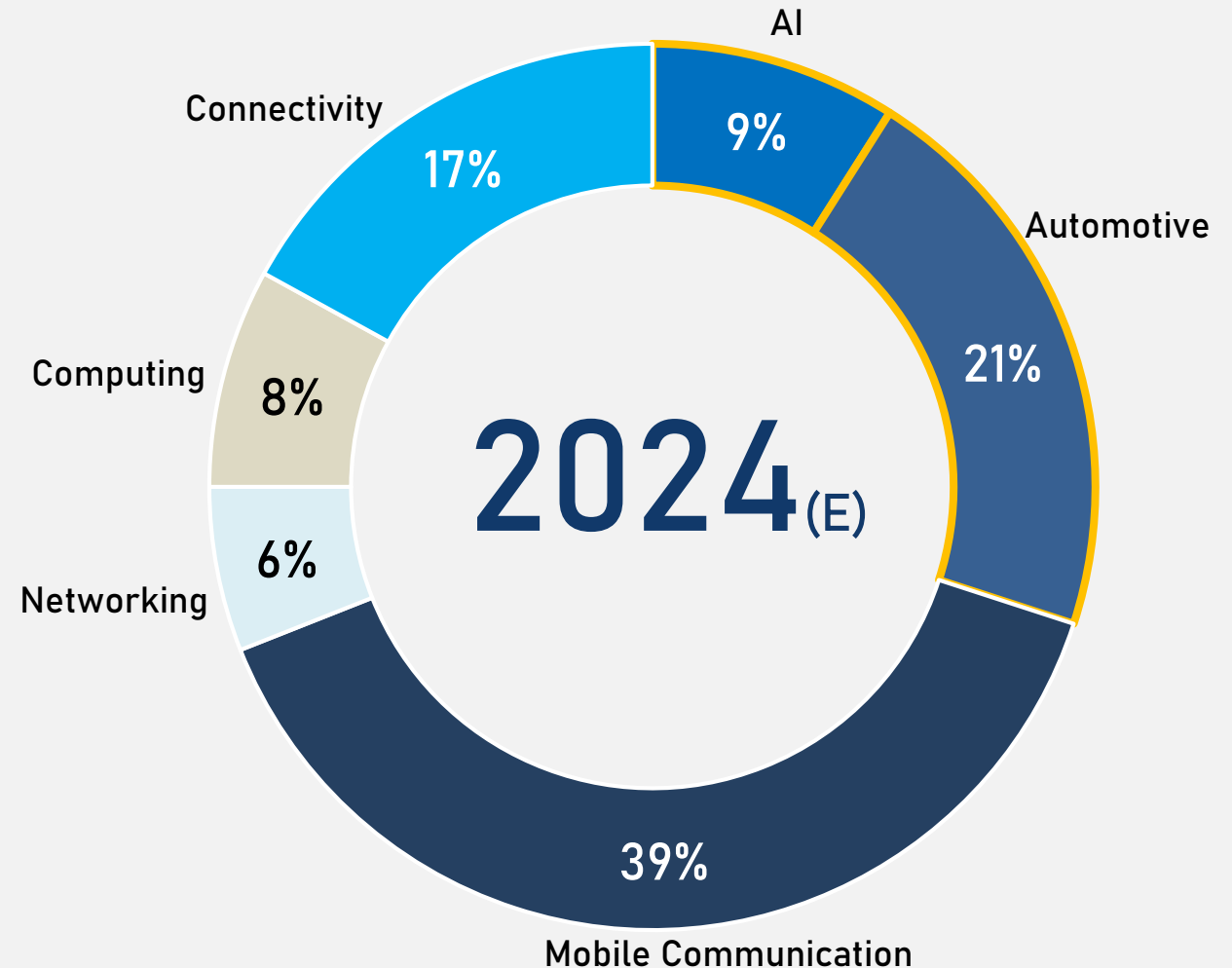
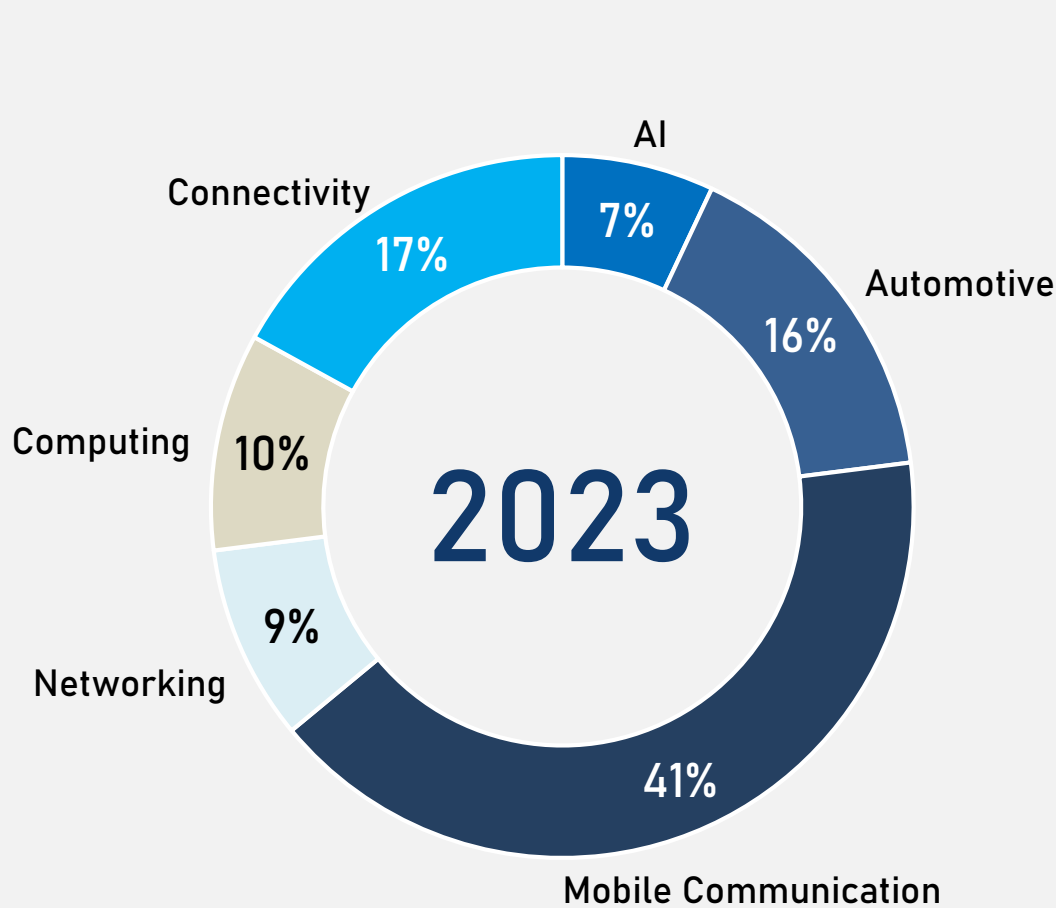
41%▲

Advanced Product %

17.4%▲

Key Industry Segment Breakdown

Focus on Potential Market with sustainable growth



Statements of Comprehensive Income

Growth with Stable & Health Financial Status

| Unit: NT\$ Million | Q2'24 | Q1'24 | QoQ | YOY | H1'24 | H1'23 | YOY |
|-----------------------------|--------|--------|--------|--------|--------|--------|--------|
| Net Revenue | 2,923 | 2,754 | 6.1% | 20.5% | 5,676 | 4,724 | 20.2% |
| Gross Profit | 1,074 | 1,000 | 7.5% | 29.1% | 2,074 | 1,626 | 27.6% |
| Operating Expenses | 562 | 534 | 5.2% | 17.8% | 1,096 | 925 | 18.5% |
| Operating Profit | 512 | 466 | 10.0% | 44.2% | 978 | 701 | 39.6% |
| Non-Operating Items | 113 | 181 | -37.9% | -20.1% | 294 | 147 | 100.5% |
| Income before Tax | 625 | 647 | -3.4% | 25.9% | 1,272 | 847 | 50.1% |
| Net Income | 519 | 537 | -3.4% | 23.4% | 1,056 | 707 | 49.3% |
| Basic EPS (NT\$) | 1.67 | 1.73 | -3.5% | 23.7% | 3.40 | 2.28 | 49.1% |
| Gross Margin(%) | 36.75% | 36.30% | | | 36.53% | 34.41% | |
| OPEX(%) | 19.22% | 19.39% | | | 19.30% | 19.58% | |
| Operating Margin(%) | 17.53% | 16.91% | | | 17.23% | 14.83% | |
| Income before Tax Margin(%) | 21.39% | 23.50% | | | 22.41% | 17.94% | |
| Net Profit Margin(%) | 17.76% | 19.51% | | | 18.61% | 14.97% | |

Balance Sheet

Growth with Stable & Health Financial Status

| Unit: NT\$ Million | Jun. '24 | | Dec. '23 | | Jun. '23 | |
|----------------------------|----------|------------|----------|------------|----------|------------|
| Item | Amount | Portion(%) | Amount | Portion(%) | Amount | Portion(%) |
| Cash & Cash equivalents | 5,646 | 26.1% | 4,204 | 22.3% | 4,501 | 23.6% |
| NR+AR | 3,050 | 14.1% | 3,255 | 17.3% | 2,646 | 13.9% |
| Inventories | 2,844 | 13.2% | 2,470 | 13.1% | 2,522 | 13.2% |
| Current Assets | 12,776 | 59.1% | 10,812 | 57.4% | 10,902 | 57.1% |
| Total Assets | 21,602 | 100.0% | 18,822 | 100.0% | 19,105 | 100.0% |
| Current Liabilities | 6,044 | 28.0% | 4,768 | 25.3% | 5,498 | 28.8% |
| Non-current Liabilities | 3,454 | 16.0% | 2,180 | 11.6% | 2,726 | 14.3% |
| Total Liabilities | 9,497 | 44.0% | 6,949 | 36.9% | 8,224 | 43.0% |
| Total Shareholders' Equity | 12,104 | 56.0% | 11,874 | 63.1% | 10,880 | 57.0% |
| A/R Turnover Days | 102 | | 115 | | 120 | |
| Inventory Turnover Days | 135 | | 135 | | 154 | |
| Current Ratio(%) | 211% | | 227% | | 198% | |
| Debt Ratio(%) | 44.0% | | 36.9% | | 43.0% | |
| ROA(%) | 10.7% | | 9.1% | | 7.5% | |
| ROE(%) | 17.6% | | 14.1% | | 12.1% | |

2024 CAPEX

Core technology enhancement, Smart Factory, Overseas Factory



A+ Enhancements

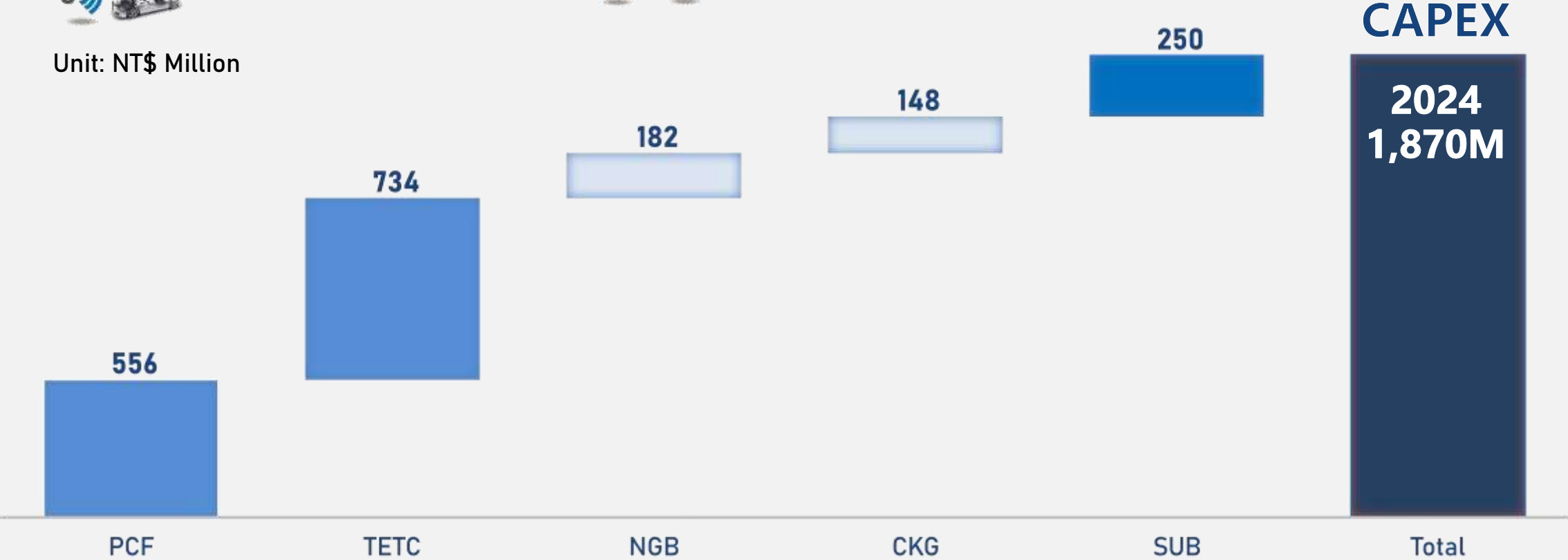
- ✓ Core Technology
- ✓ Advanced Process



Smart Factory

- ✓ Green & Renew Energy
- ✓ Industrial Automation

Unit: NT\$ Million

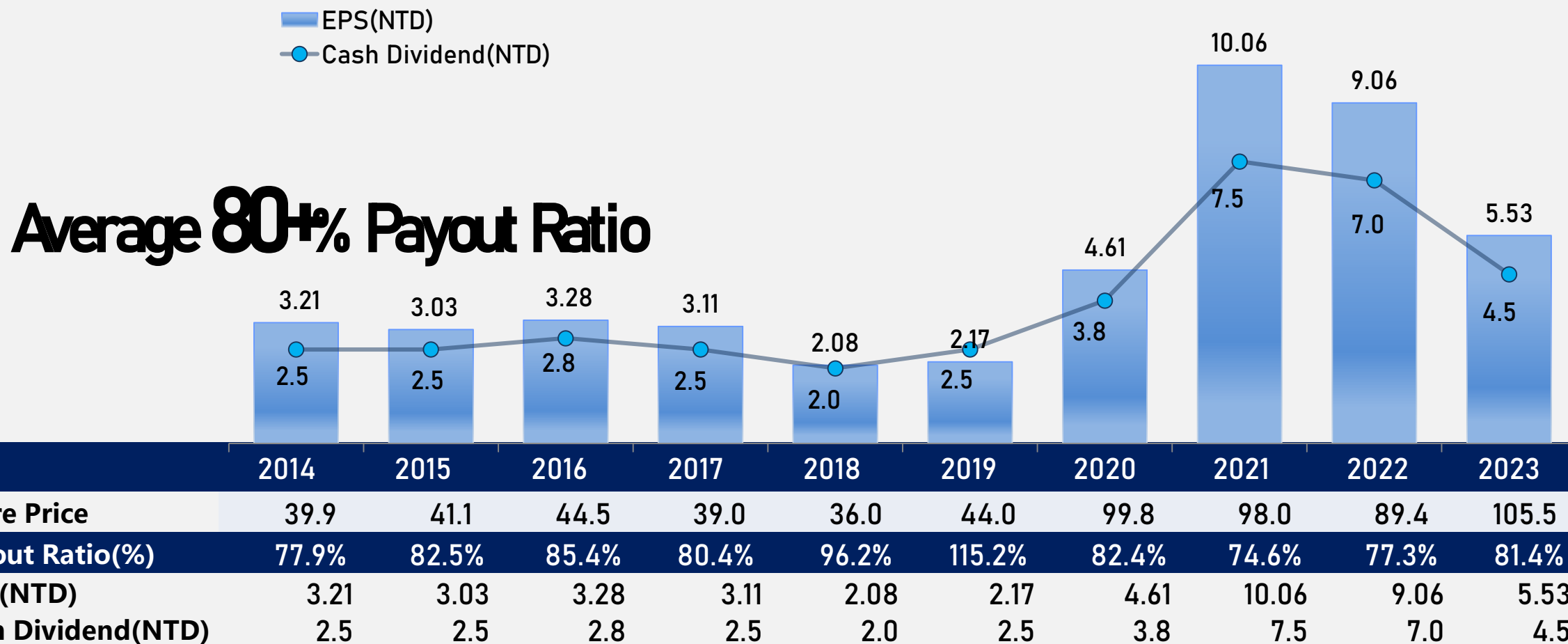


CAPEX

2024
1,870M

EPS & DPS

High Dividends Payout, with Sustainable Business Growth



Environments, Sustainability, Governance

We Care, We Commit, We Dedicate
Healthy Growth with Value based Sustainability

2024 RE% **6** % (On Schedule)

Roadmap to Net Zero Carbon
RE 30 By 2030
RE100 By 2050

MORNINGSTAR SUSTAINALYTICS

ESG Risk Rating

17.7 pts (Low Risk)



Top 6%~20% Listed Corporates of the 10th Corporate Governance Evaluation



"Taiwan Best-in-Class 100"



"Conform to 1.5°C temperature control target" label from Common Wealth Magazine



ISO14064 / ISO14067 / ISO 50001



Q&A Section

Thank You